



TECHNICAL DESIGN ENGINEERING

HIGHFIELD HOUSE

2-4 WEST HILL

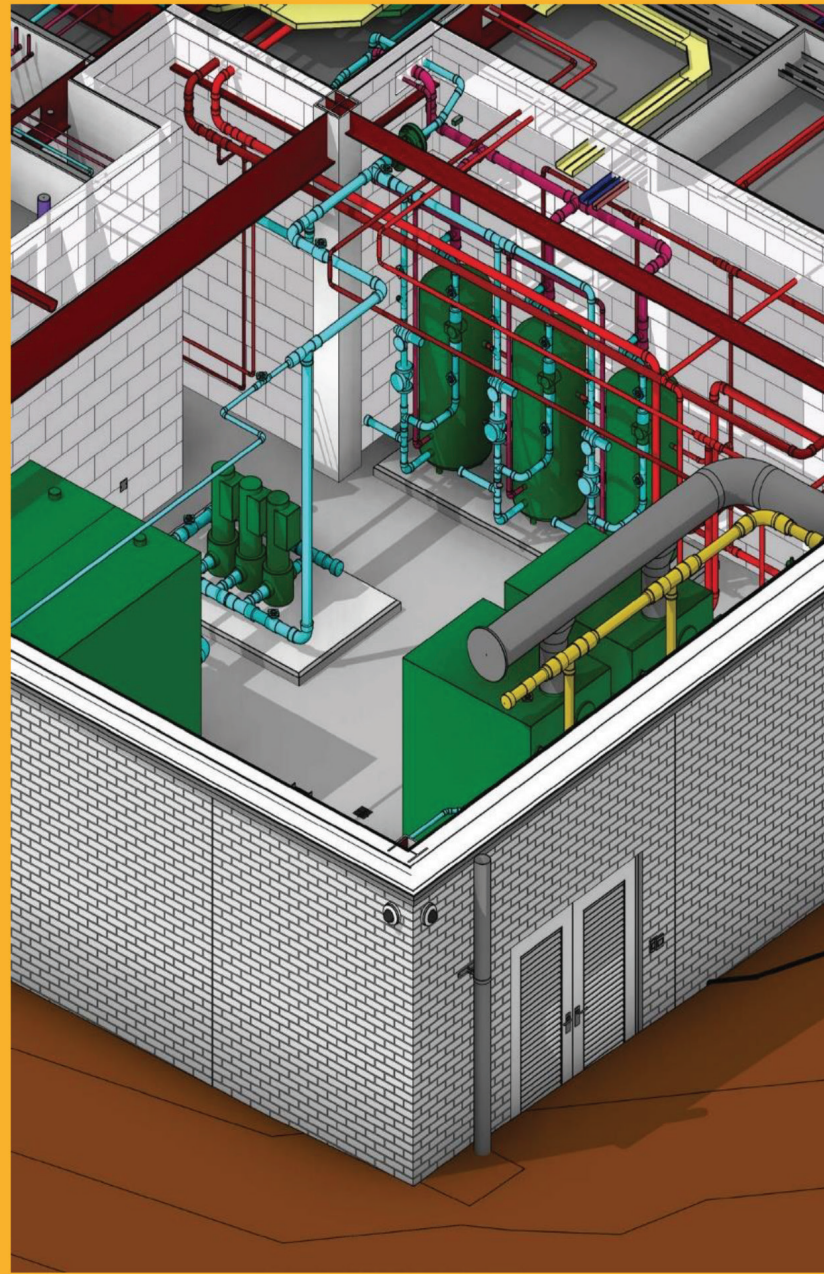
DARTFORD, KENT

DA1 2EW

01322 282 440

Commercial & Residential Building Services Design Consultancy

info@walkermower.co.uk



Developing Efficient and Cost Effective Detailed Designs & Utility Consulting

Building Services & Sustainable MEPH Design Consultancy

Producing a High Quality Product for our Clients

Consultancy

Walker Mower are a multi-disciplinary practice who provide mechanical, electrical and public health design consultation. We are able to give advice throughout a project's lifetime, from concept to construction to comply with the current legislation and regulations.

Detailed Designs

Walker Mower pride ourselves in that our designs are clear and precise. By using different design tools, such as AutoCAD and Revit, we are able to produce 2D and 3D drawings and models.

We have experience in small to large scale residential and commercial projects. We are able to provide full detailed designs for hot and cold water services, heating (district and local) systems, drainage, LV/HV electrical systems, energy centres, cable/satellite systems and ventilation, plus much more – all of which go through our rigorous internal quality control process. For more information, please visit our website www.walkermower.co.uk



Design Services



MEPH DETAILED DESIGN
AND SPECIFICATIONS



SBEM, SAP CALCULATIONS
BREEAM



SUMMER HEATING
& HEAT LOSSES



SITE INSPECTIONS



ENERGY CENTRES &
COMMUNITY HEATING/
COOLING



DYNAMIC THERMAL
MODELLING & ANALYSIS




UTILITY
NEW SUPPLIES QUOTATIONS



SUSTAINABILITY



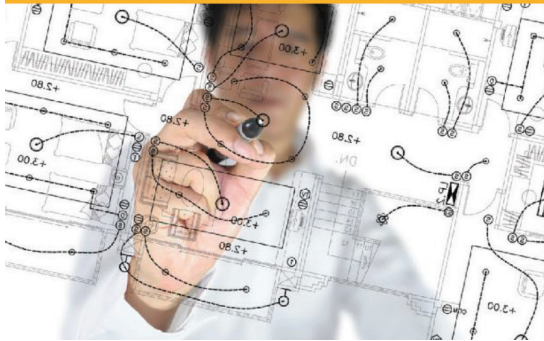
UTILITIES
CONSULTANCY



Establishing Below Ground Services and Historic Use Investigation

Walker Mower will obtain existing utility records for your development to ascertain the location of the utilities already in situ. Our Engineers will create an existing services drawing showing whether any diversions or disconnections are required and our STATs Team will apply to the relevant statutory authority for a quotation. If required, we can arrange for a sub-scan of the site to determine the location of the services and we can also carry out a desktop survey to establish the historic nature of the site so you are more informed about what you are buying.

“Walker Mower listen to our clients and commit to every project for their independent needs”



Our Services

Walker Mower specialise in providing a wide range of mechanical, electrical and public health designs on some of the most challenging and ground-breaking schemes in the country. Our employees' experience is amongst the best in the industry. Using the most up-to-date software tools alongside our extensive internal checklists and innovative thinking, we will ensure that all designs are produced to the highest quality. Walker Mower will collaborate closely with the entire design team and attend regular Design Team Meetings to ensure that full coordination is achieved. Our aim is to make the process easier for our Clients and to relieve unnecessary stress or pressure for the team.

In addition to mechanical and electrical design services, Walker Mower are pleased to offer a vast range of additional services for residential schemes through to large commercial projects and everything in between. Please feel free to get in touch for more information.

- Energy and Sustainability Assessments
- Utilities Consultancy
- Surveying and Reporting
- Site Inspections
- Project Management
- BREEAM Services
- Statutory Authority Services
- Private/Bespoke Houses



Walker Mower Ltd.

Walker Mower is a consulting engineering practice specialising in mechanical, electrical, MEPH and other associated elements for the construction industry. The company provides professional services to the industry throughout the United Kingdom. The company was founded in 1975 under the name Evadene Limited, and then later Barton Lawrence & Partners and was changed in 1995 to Walker Mower Partnership to better reflect the then management structure. In 2011 Walker Mower Partnership changed its management structure once again to enable it to expand its expertise in both the residential and commercial developments, and subsequently relocated to their current address of Highfield House, 2-4 West Hill, Dartford, Kent.

David Spalding is the MD of Walker Mower, and has been heading the company since 2011. David has many years of experience working in the building industry. At the start of his career, David worked in structural engineering as a CAD designer, before advancing his career by joining Berkeley Homes' Planning Department. He then joined a pre-fabricated heating/plumbing manufacturing company, running the design team for a number of years, where he took a college national and higher national certificate. David specialises in all aspects of mechanical and electrical Building Services commercially and residentially, including civil drainage and statutory authorities.

David also has close contact with all contractors' right through the construction stage for all projects liaising with the subcontractors to the clients. He has vast experience of managing on site projects and surveying services, including boiler plant room replacements and ventilation renewal, pharmaceutical and research facilities on-site management and supervising day-to-day aspects of installation works.



Find out more

Scan the code!

For more information, visit us at:
www.walkermower.co.uk

Or contact us on the following:
☎ 01322 282 440
✉ info@walkermower.co.uk



COMPANY ACCREDITATIONS

